

Voter Watch

In the 2014 Lok Sabha polls, the number of voters an MP represented between 31,83,083 and 49,922


Total Electors: 83,40,82,814

Highest

Rank	Constituency	State	Electors
1	Malkajgiri	Telangana	31,83,083
2	Bangalore North	Karnataka	24,01,472
3	Ghaziabad	Uttar Pradesh	23,57,553
4	North West Delhi	Delhi	21,94,343
5	Bangalore Rural	Karnataka	21,90,398

Lowest


Rank	Constituency	State	Electors
1	Lakshadweep	Lakshadweep	49,922
2	Daman & Diu	Daman & Diu	1,11,827
3	Ladakh	Jammu & Kashmir	1,66,763
4	Dadra & Nagar Haveli	Dadra & Nagar Haveli	1,96,597
5	Andaman & Nicobar Islands	Andaman & Nicobar Islands	2,69,360



Candidate Watch

Voters in two seats had 42 candidates to choose from, while some constituencies had only a handful of candidates


Total Candidates: 8,251



HIGHEST

Polls Apart

With next general elections starting next month, ET Magazine parses data from the 2014 Lok Sabha elections to bring you interesting snippets on the number of voters, candidates and size of constituencies



LOWEST

Women in Poll Battles (1957-2014)

While there are more women contestants now, winning percentage has been falling



Year	Women candidates	Elected candidates	% of candidates who won	% of women MPs
1957	45	22	48.9	4.45
1962	66	31	47.0	6.27
1967	67	29	43.3	5.57
1971	86	21	24.4	4.05
1977	70	19	27.1	3.50
1980	143	28	19.6	5.29
1984-85	171	43	25.1	7.94
1989	198	29	14.6	5.48
1991-92	330	39	11.8	7.11
1996	599	40	6.7	7.36
1998	274	43	15.7	7.91
1999	284	49	17.3	9.02
2004	355	45	12.7	8.29
2009	556	59	10.6	10.86
2014	668	62	9.3	11.42

Source: Datanet India | ElectionsinIndia.com

